

The United States and Canada Economic Geography



Natural Resources

- The United States and Canada have a rich supply of mineral, energy, and forest resources.
- The U.S. has abundant supplies of coal, copper, lead, iron, natural gas, timber, bauxite, and uranium.
- 18% of the land in the U.S. is arable land.



Infrastructure

- The United States and Canada have highly developed infrastructures that include:
 - A. Modern road systems (interstates, freeways, bridges, tunnels)
 - B. Telecommunications systems (internet connections, phone systems)
 - C. Ports, railroads, educational systems





Inland Ports

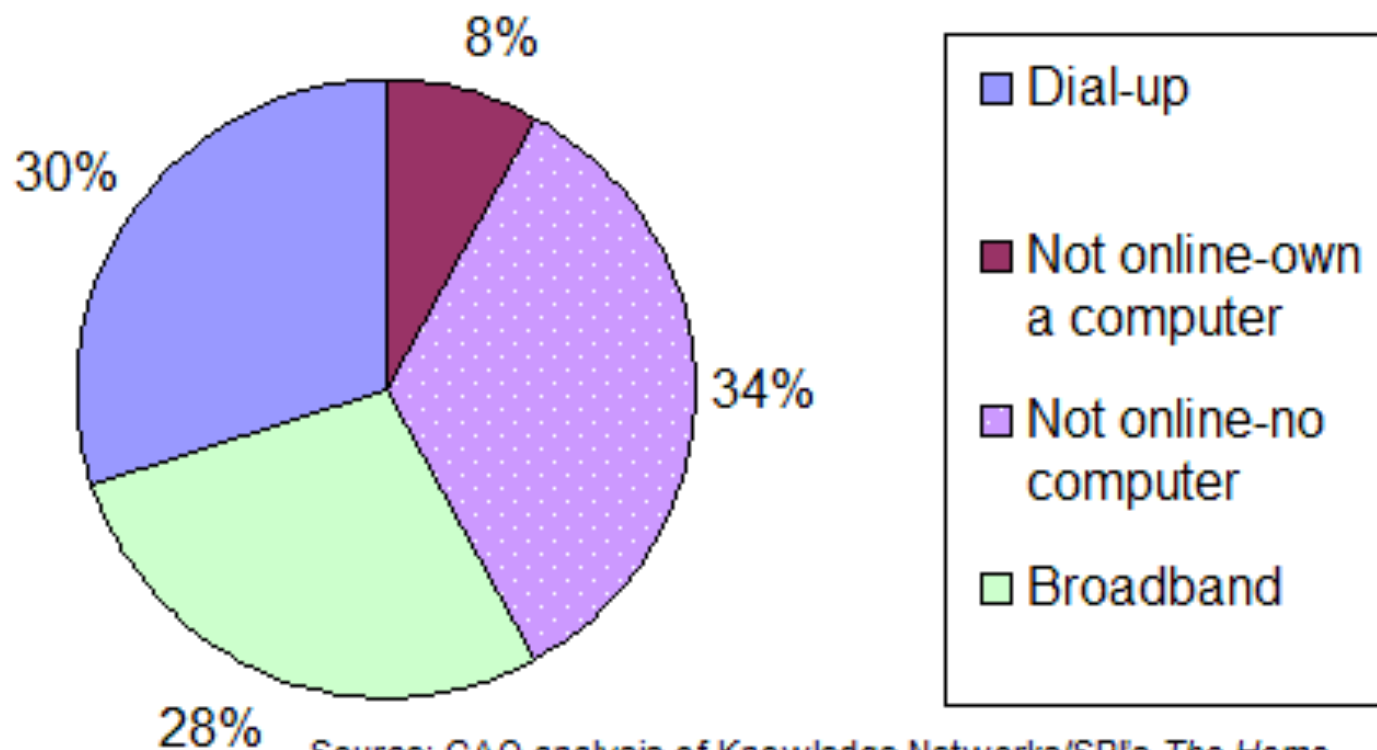
-
-
-
-
-
-
-



nasco

North America's
SuperCorridor
Coalition, Inc.


Status of Household Computer Ownership and Internet Connection (US)



Source: GAO analysis of Knowledge Networks/SRI's *The Home Technology Monitor™: Spring 2005 Ownership and Trend Report*.

Diversified Industries

Since WWII the U.S. has made many technological advances that have helped it become the largest and most technologically powerful country in the world. US is a Super Power!



Scientists from the RAND Corporation have created this model to illustrate how a "home computer" could look like in the year 2004. However the needed technology will not be economically feasible for the average home. Also the scientists readily admit that the computer will require not yet invented technology to actually work, but 50 years from now scientific progress is expected to solve these problems. With teletype interface and the Fortran language, the computer will be easy to use.

U.S.

- Labor force:
- 153.9 million

- Labor force - by occupation:
- farming, forestry, and fishing: 0.7%
- manufacturing, extraction, transportation, and crafts: 20.3%
- *managerial, professional, and technical: 37.3%*
- *sales and office: 24.2%*
- *other services: 17.6%*

- Unemployment rate:
- 5.9% (2014 est.)

Canada

- Labor force:
- 18.52 million (2010 est.)

Labor Force By Sector:

- agriculture: 2%
- manufacturing: 13%
- construction: 6%
- **services: 76%**
- other: 3% (2006 est.)

Unemployment:

- 6.8% (2014)

What level of Economic Activity has the largest % of jobs? (answer question)

U.S.

- **Agricultural Products:**
- wheat, corn, other grains, fruits, vegetables, cotton; beef, pork, poultry, dairy products; fish; forest products
- **USA is #1 Agricultural Producer in the world! *Because of the Great Plain's fertile soil and rivers!!!***
- **Industries:**
- petroleum, steel, motor vehicles, aerospace, telecommunications, chemicals, electronics, food processing, consumer goods, lumber, mining

Canada

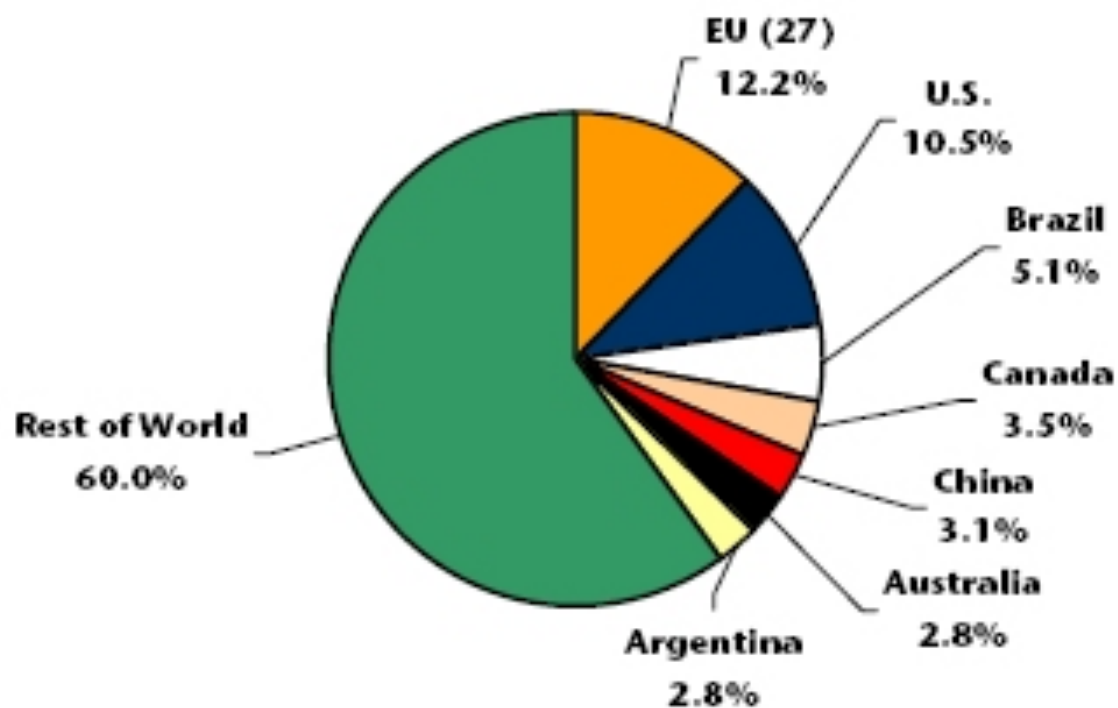
- **Agriculture:**
- Wheat, barley, oilseed, tobacco, fruits, vegetables; dairy products; forest products; fish
- **Industries:**
- Transportation equipment, chemicals, processed and unprocessed minerals, food products, wood and paper products, fish products, petroleum and natural gas

Ho, ho ho,
Green
Giant



Chart B2.1

World Agricultural and Agri-food Export Share by Country of Origin, 2006

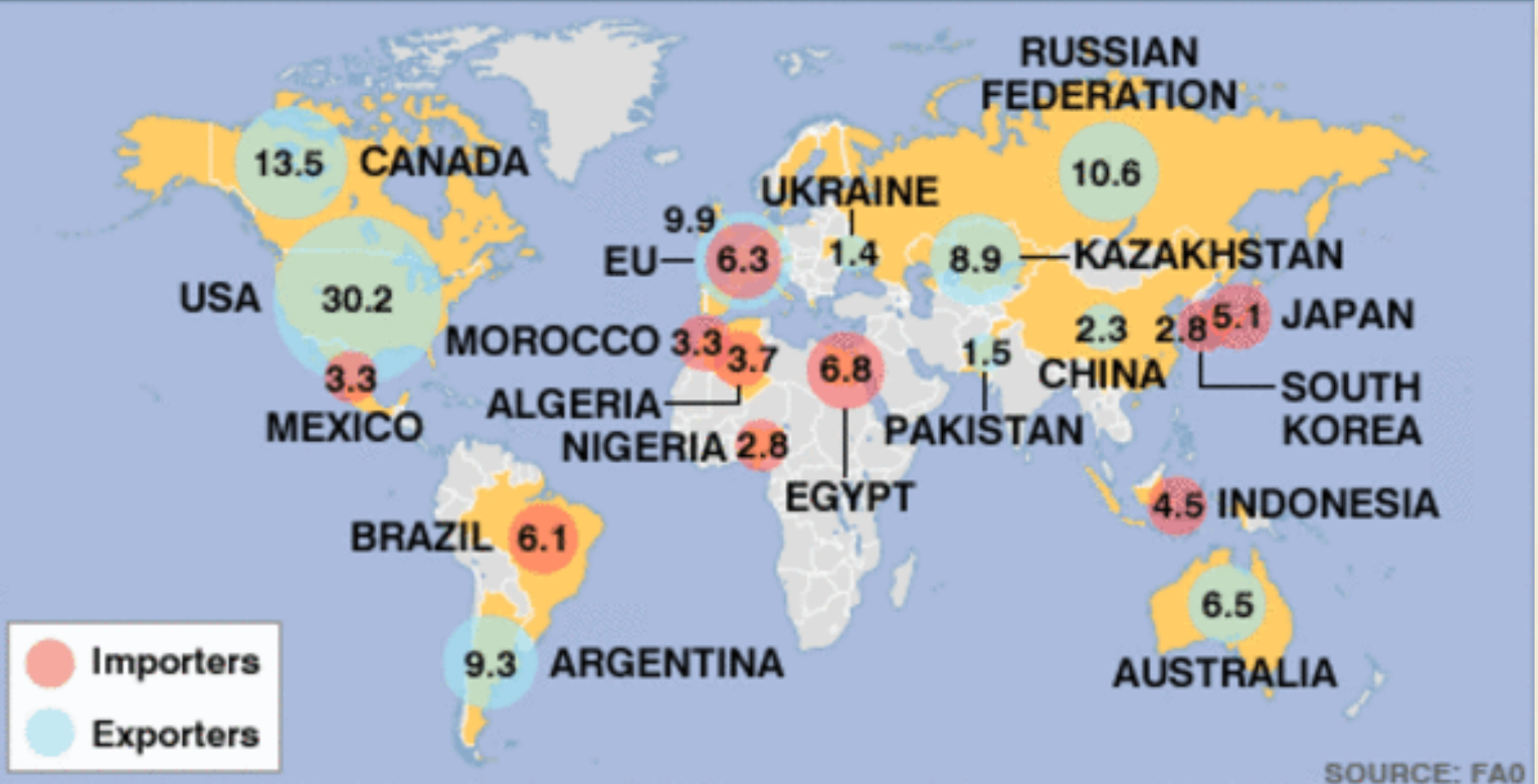


Source: Global Trade Atlas and AAFC calculations.

Note: Excludes EU (27) intra-regional trade

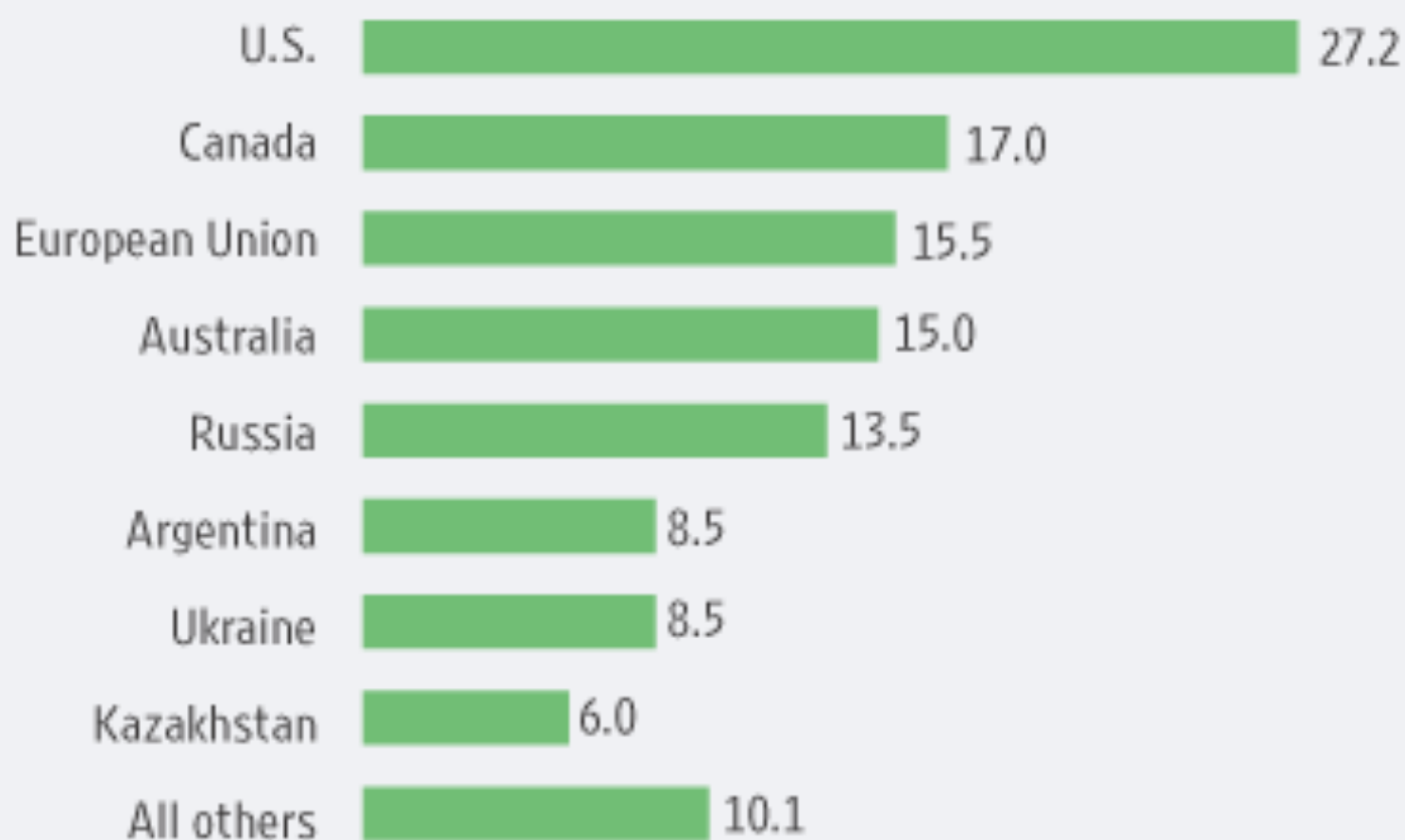
Who exports the most wheat in the world?

TOP 10 WHEAT IMPORTERS AND EXPORTERS, 2007 (%)



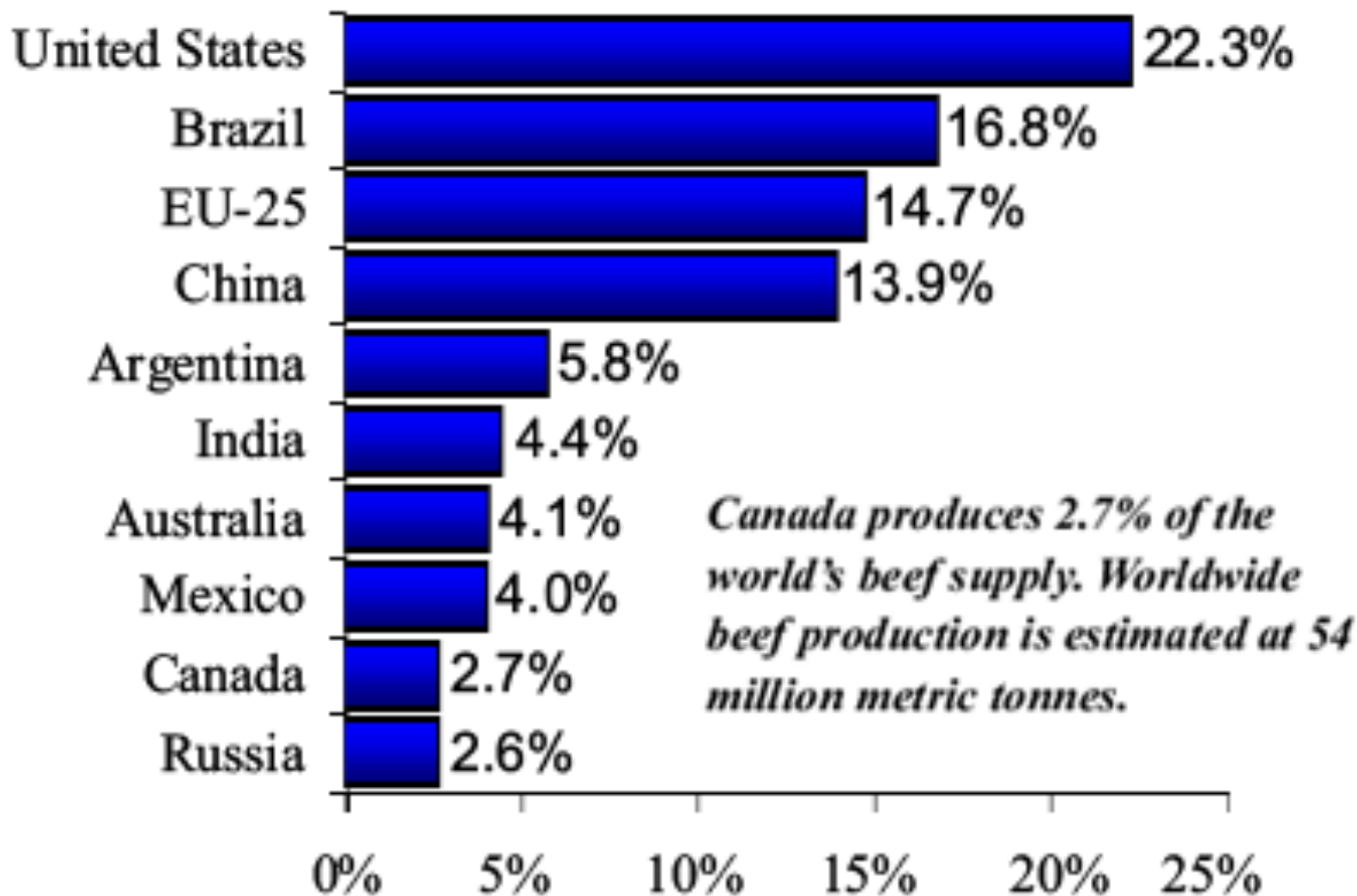
Primary Sources

Largest exporters of wheat, for market years 2008-2009, in millions of metric tons



Source: U.S. Department of Agriculture

Who produces the most beef in the world?



Source: USDA

U.S.

- **Export Partners:**
- Canada 19.4%
- Mexico 12.2%
- China 6.6%
- Japan 4.8%
- UK 4.3%
- Germany 4.1% (2009)

- **Import Partners:**
- China 19.3%
- Canada 14.2%
- Mexico 11.1%
- Japan 6.1%
- Germany 4.5% (2009)

Canada

Import:

US 51.1%
China 10.9%
Mexico 4.6% (2009)

Exports:

US 75.1% (2009)



Who are the USA's top trade partners?

Write down tops 3 export and top 3 import!

U.S.

- Oil Export:
- 1.704 million bbl/day (2008 est.) country comparison to the world: [13](#)
- Oil Consumption:
- 18.69 million bbl/day (2009 est.) country comparison to the world: [1](#)
- **USA is #1 Consumer of Oil in the world!**

Canada

- Oil Export:
- 2.001 million bbl/day (2008 est.)
- Oil Consumptions:
- 2.151 million bbl/day (2009 est.)
- country comparison to the world: [11](#)



Developed or Developing?

- The United States and Canada have the following demographics:

	US	Canada
High Per Capita GDP	47,200	39,400
High Life Expectancy	78 years	81 years
Low Population Growth Rate	.88%	.83%
Low Infant Mortality	6.3/1000	5.0/1000

World Financial Markets

- The New York Stock Exchange is the center of the world financial markets. Other countries have stock exchanges such as Japan, Germany, and England but due to the size and power of the U.S. economy the NYSE affects all of them.



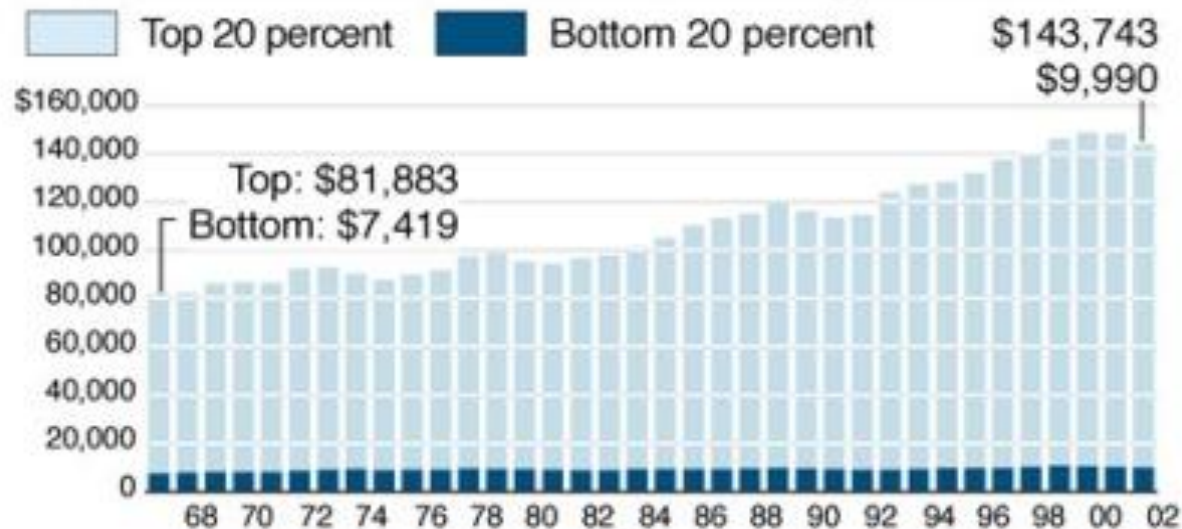
Economic Growth

- The U.S. economy has experienced sustained economic growth since WWII, but there is a widening gap between the rich and the poor. Basically, the richest people are getting richer and the poorest people are getting poorer.

The rich keep getting richer

The mean household income for families who are in the bottom 20 percent has grown at a much slower pace than those in the top 20 percent, where earnings have nearly doubled since 1967.

Mean household income in 2002 dollars, 1967-2002



Multinational Corporations

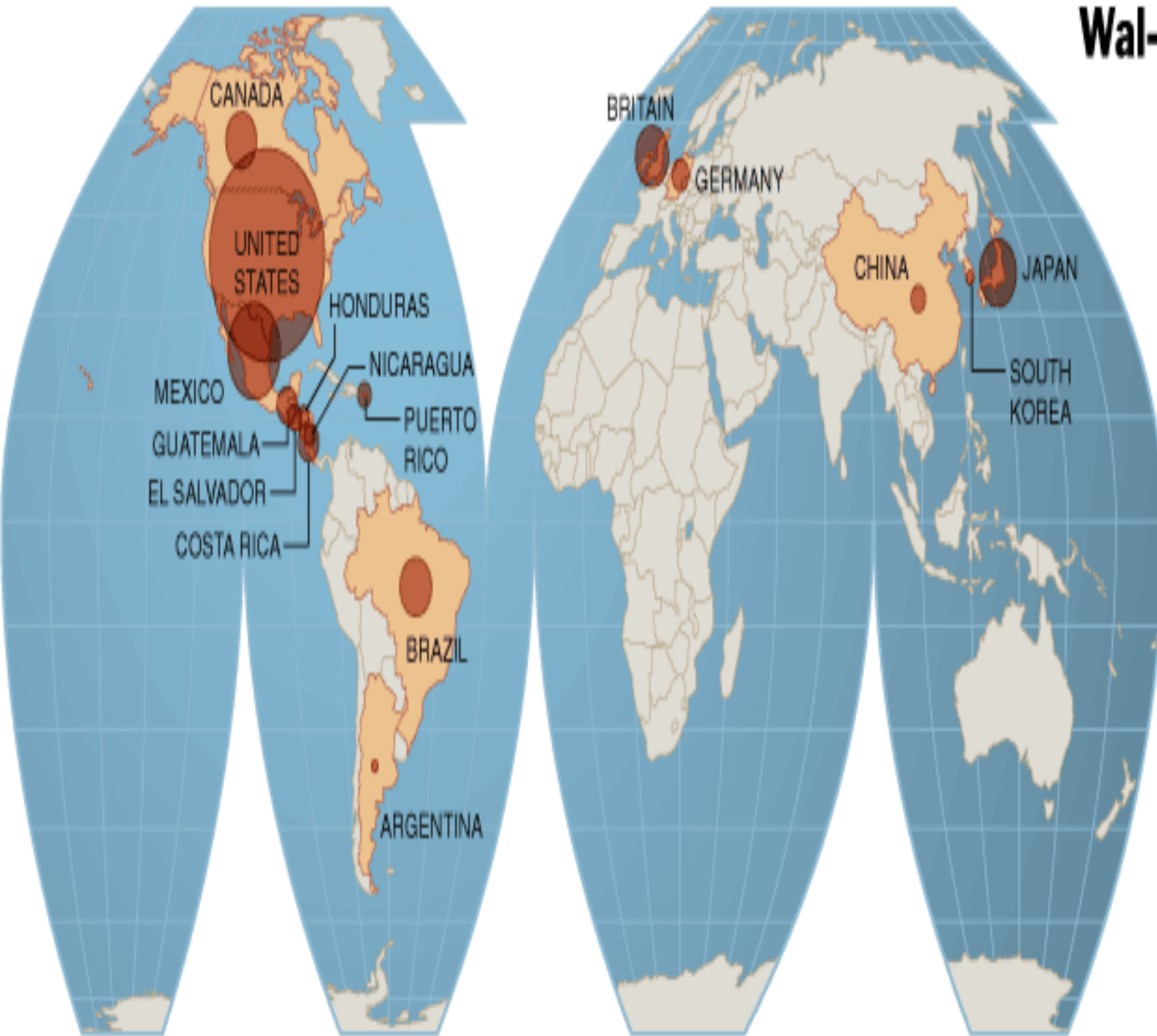
- The U.S. is home to many multinational corporations. These are big companies that have world wide markets,

Examples: Nike, Adidas, Starbucks, Wal-Mart.
McDonald's,, Burger King, KFC, Hilton to name a



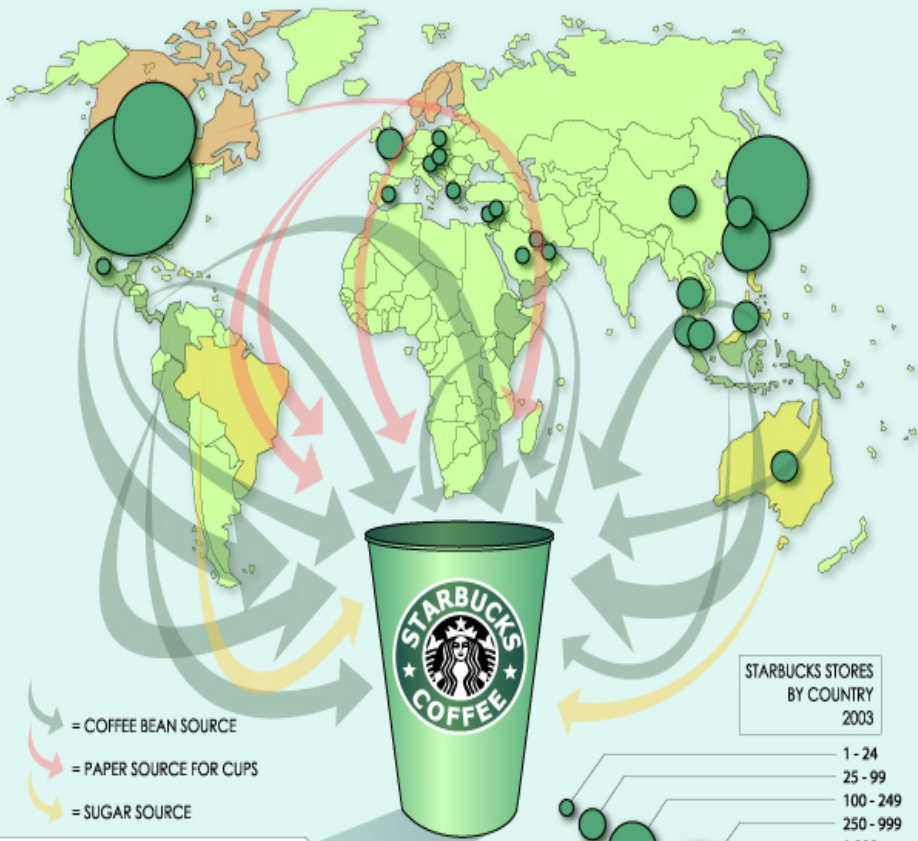
Wal-mart's World

More than 175 million people shop at Wal-Mart locations around the world, but as the chain's plans to withdraw from Germany this week illustrate, not all its ventures yield success.



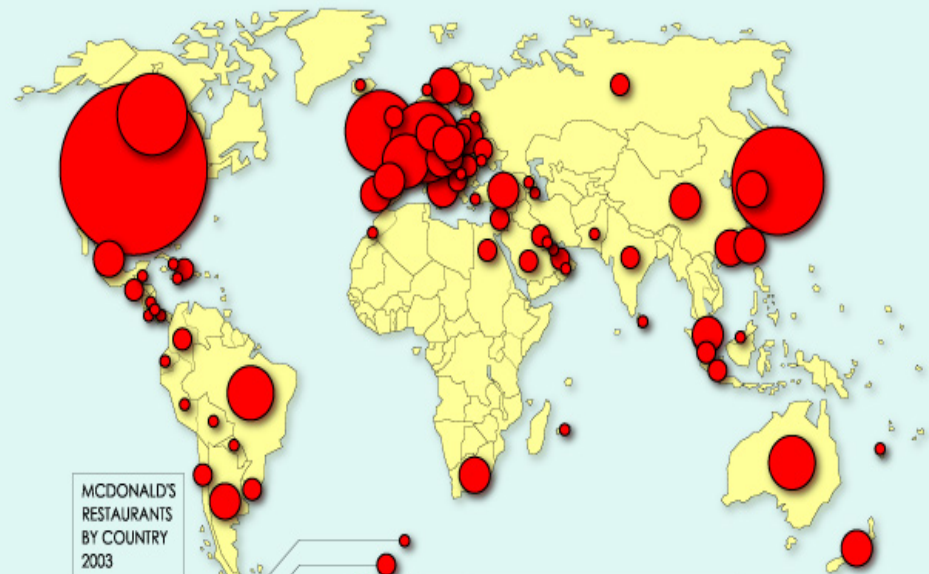
Source: the company

The New York Times



THE MAGIC BEAN SHOP

A single cup of Starbucks coffee can depend upon as many as 19 different countries. Between the coffee beans, the milk, the sugar, and the paper cup, Starbucks coffee is a global hub that connects some of the poorest countries in the world with some of the wealthiest.




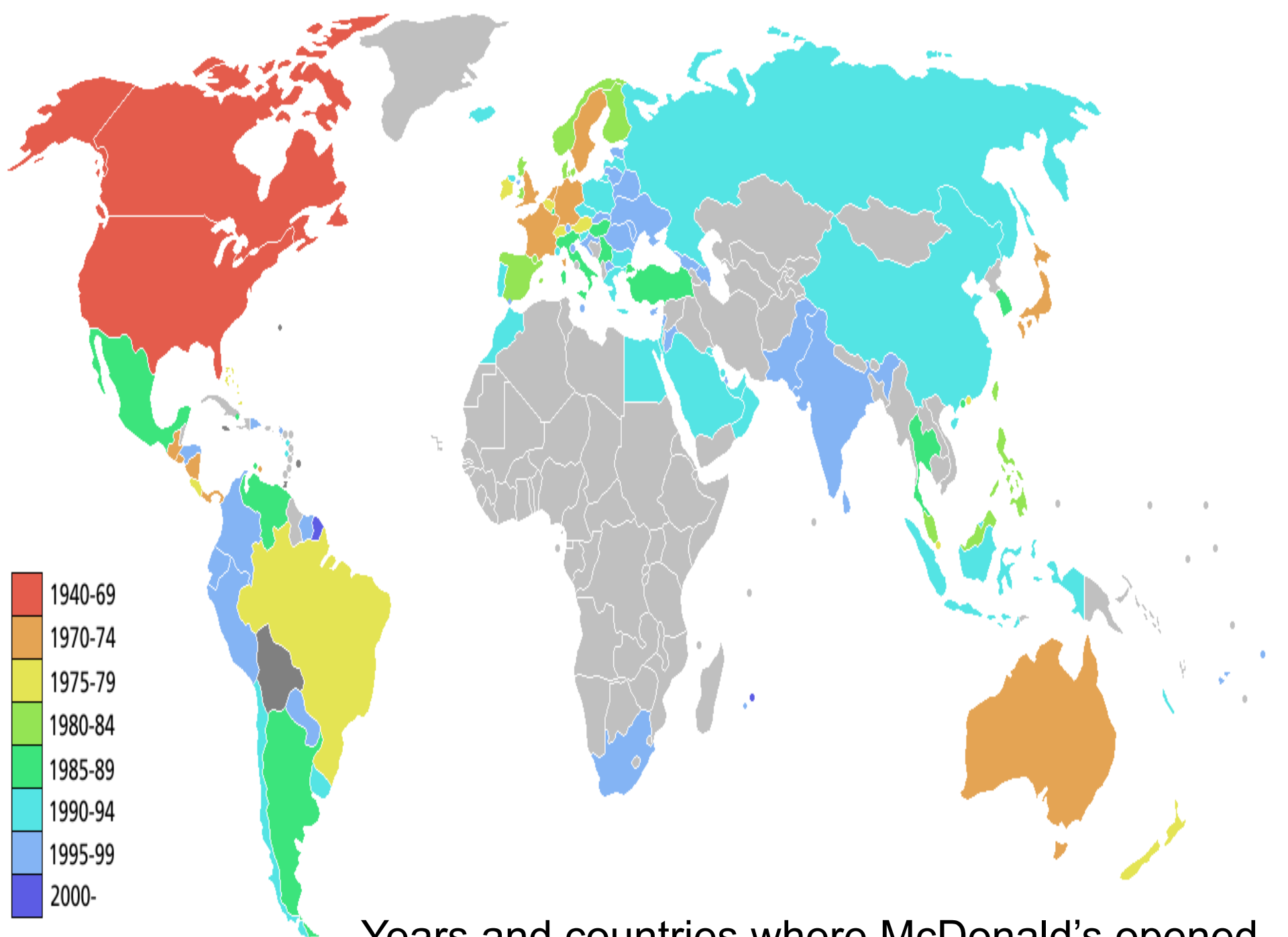
MCDONALD'S RESTAURANTS BY COUNTRY 2003

- 1 - 19
- 20 - 99
- 100 - 499
- 500 - 999
- 1,000 - 1,999
- 2,000 - 9,999
- 10,000 +

THE FRIES THAT BIND US

Probably the single most visible symbol of American influence worldwide, McDonald's has over 31,000 restaurants in 118 countries, employing more than 1.5 million people. Despite its 13,000 restaurants in the USA, McDonald's is slipping at home. Its customer satisfaction is worse than any other fast food chain, and ranks lower than all major airlines and the IRS.





Years and countries where McDonald's opened.

NAFTA

- The United States, Canada, and Mexico are part of an economic union called NAFTA, The North American Free Trade Agreement. This agreement eliminates tariffs, or taxes, on imports between these three countries.



North America



Politics

U.S. Government

Federal Republic/Representative Democracy--A form of government made up of a federal state with a constitution and self-governing subunits. *People ELECT representatives.*



Checks and Balances

- System of government that creates the ability to limit power of the other branches to prevent any one branch from becoming too powerful.
- Provided by the Constitution to ensure that America would never have a monarchy.

Separation of Powers

KNOW the 3
Branches of
Government!!
So...Write
them down!



**Legislative
Branch**



**Executive
Branch**



**Judicial
Branch**

The Executive

- Barack Obama
- Carries out laws
- Approves laws
- Represents nation at international



Congress

⦿ Writes Laws

⦿ Declare War

⦿ House (435)

⦿ Senate (100)



Judicial

- United States Supreme Court.
- Reviews decisions from lower courts and interprets laws.



Government

- Britain recognizes Canada as an official nation in 1931.
- Canada has Parliamentary government- legislative and executive functions are combined in parliament.
- Parliament-- consists of an appointed Senate and House of Commons.
- The majority party's leader in Parliament becomes the Prime minister, or head of government.



Prime Minister, Justin
Trudeau



Queen Elizabeth
is a symbolic
figure



Prime Minister holds
political power

North America



Culture



U.S. Diverse Society

Backgrounds

- 68% Europe
- 15% Hispanic
- 12% African American
- 5% Asian
- 1% Native American.

2050

- 46% Europe
- 30% Hispanic
- 15% African American
- 9% Asian
- 1% Native American.

- English is the dominant language.
- Spanish is the 2nd most spoken.

- Children from 6 to 16 are required to go to school.
- 2,300 four-year colleges and universities.
- One out of 10 live in poverty.**
- 99% Literacy Rate**



U.S. Religions

◎ 85% are Christian

- 56% Protestants
- 28% Roman Catholic

◎ 2% practice Judaism and Islam

◎ 16% of the pop. is not affiliated to any religion


◎ Over 1000 religions in U.S.



Canadian Culture!

○ A culture formed called the Métis--people of mixed French and native heritage. There are also many different European and Asian immigrants as well.

○ 2 official Languages in Canada are English as the primary and French as the secondary (only the majority in Quebec)



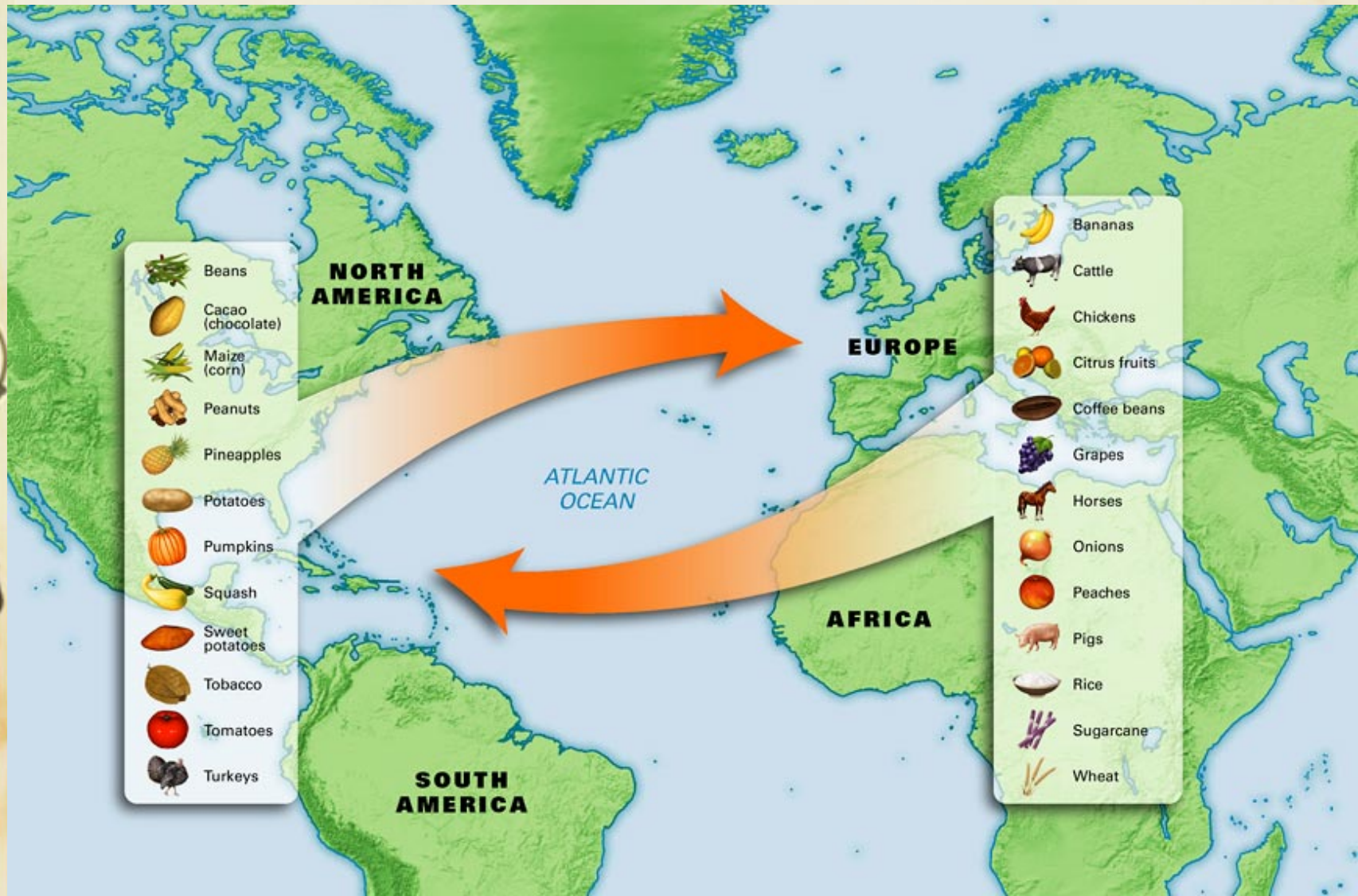
le monde est réunionnais

Multicultural Societies

- Canada and the U.S. were colonized by Europeans they have become multicultural societies through immigration. The U.S. also has a large African American population because of slavery.
- - Regional/Cultural Comparisons
- Texas
- West Texas: strong Spanish influence.
- East Texas: primarily influenced by migration from Southern states.
- - United States
- Southern United States: historically rural, agrarian economy.
- Northern United States: historically highly urbanized, industrial economy.
- French Culture is found in:
- Quebec, Canada & portions of Louisiana.



Columbian Exchange: widespread exchange of animals, plants, culture, human populations (including slaves), **communicable diseases**, and ideas between the Eastern and Western hemispheres (Old World and New World)





U.S. and Canada Life today...

- Women and Men are mostly equal.
- High standard of living
- Men and women both work.
- 75% work in service.
- High education.







McLobster[™]

100% Atlantic Lobster Meat





Canada's Sports and Recreation

- Sports and leisure is very important.
- Skating, skiing, golf, hunting, fishing, baseball, basketball, and football are some of the major sports.









Hockey is the National Sport of Canada!



Why do Canadian's Love Hockey?



Lacrosse

The natives of Canada are credited with the creation of lacrosse .

